

The Hairdresser Calculating Bills

The table shows the prices of treatments offered by Carleigh's Cutz.

Treatment	Price (£)
Cut	15.95
Blow Dry	14.95 or with a 60% discount with a junior stylist
Colour	49.95
Foils	55
Extensions	120



The tables show the treatments purchased by a number of clients.
Calculate the total bill for each client.

Danielle

Treatments	Price (£)
Cut	15.95
Foils	
Blow dry	
Total	

Ms Green

Treatments	Price (£)
Cut	
Colour	
Total	

Lindsey

Treatments	Price (£)
Cut	
Blow dry with junior stylist	
Total	

Carleigh’s Cutz offers a savings club. Bella wants to save for her treatments and pays £20 a month to the club. How many months will it take her to save for her treatments?

Bella

Treatments	Price (£)
Extensions	
Colour	
Total	
Number of Months	

Each of the customers added a percentage tip of their total bill. Calculate how much they each paid in total.


Name	Bill total (£)	% tip	Tip (£) rounded to the nearest penny	New Total (£)
Danielle		20		
Ms Green		10		
Lindsey		5		
Bella		15		

Bella paid with her savings card and cash. She gave them a fifty-pound note. How much change does she receive?

The Hairdresser **Calculating Bills** Answers

The table shows the prices of treatments offered by Carleigh's Cutz.

Treatment	Price (£)
Cut	15.95
Blow Dry	14.95 or with a 60% discount with a junior stylist
Colour	49.95
Foils	55
Extensions	120



The tables show the treatments purchased by a number of clients.
Calculate the total bill for each client.

Danielle

Treatments	Price (£)
Cut	15.95
Foils	55
Blow dry	14.95
Total	85.90

Ms Green

Treatments	Price (£)
Cut	15.95
Colour	49.95
Total	65.90

Lindsey

Treatments	Price (£)
Cut	15.95
Blow dry with junior stylist	$14.95 \times 0.4 = \text{£}5.98$
Total	21.93

Carleigh's Cutz offers a savings club. Bella wants to save for her treatments and pays £20 a month to the club. How many months will it take her to save for her treatments?

Bella

Treatments	Price (£)
Extensions	120
Colour	49.95
Total	169.95
Number of Months	$169.95 \div 20 = 8.4975$ 9 months

Each of the customers added a percentage tip of their total bill. Calculate how much they each paid in total.

Name	Bill total (£)	% tip	Tip (£) rounded to the nearest penny	New Total (£)
Danielle	85.90	20	$85.90 \times 0.2 = 17.18$	103.08
Ms Green	65.90	10	$65.90 \times 0.1 = 6.59$	72.49
Lindsey	21.93	5	$21.93 \times 0.05 = 1.10$	23.03
Bella	169.95	15	$169.95 \times 0.15 = 25.49$	195.44

Bella paid with her savings card and cash. She gave them a fifty-pound note. How much change does she receive?

$$9 \times 20 = \text{£}180$$

$$195.44 - 180 = \text{£}15.44$$

$$50 - 15.44 = \text{£}34.56$$


The Hairdresser Cutting Hair

Cutting hair is all about elevation and angles.

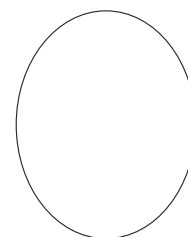
Elevation in hairdressing means to lift the hair; to lift the hair to a given angle, in degrees, from the head when cutting.

The most common angles for cutting are 45° , 90° and 135° .

1. On the diagram, estimate where 45° , 90° and 135° elevations are, on both the left and right-hand sides.
2. With a protractor, measure accurately 45° , 90° and 135° elevations on both the left and right-hand sides of the diagram and compare how close your estimations were. Make sure your protractor's base line is on the line from 0 to 180 degrees



3. Select one of the three statements to make each sentence correct: 0° , $< 90^\circ$, $> 90^\circ$
 - a. To add layers but remove weight, the angle of elevation should be _____ $^\circ$
 - b. To cut a blunt haircut, for example, a bob, the angle of elevation should be _____ $^\circ$
 - c. To add layers and weight, the angle of elevation should be _____ $^\circ$
4. To start a basic cut, the hair is often sectioned into quarters. This forms the baseline. Split the oval shape into quarters.



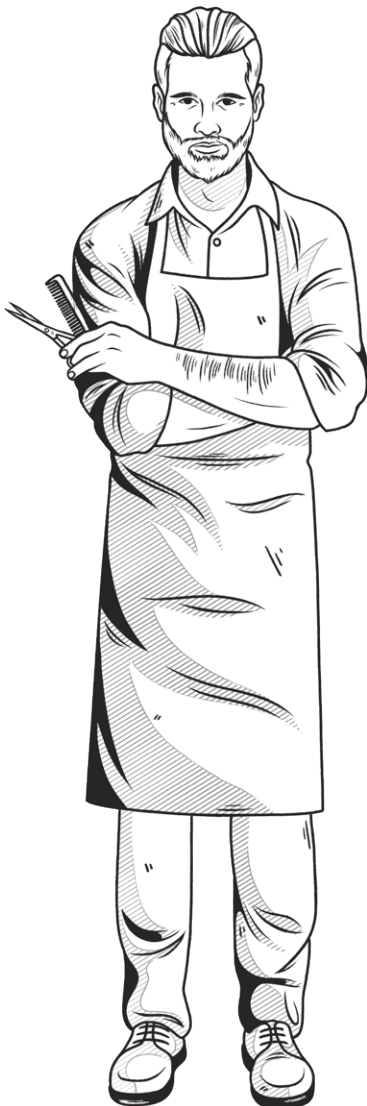
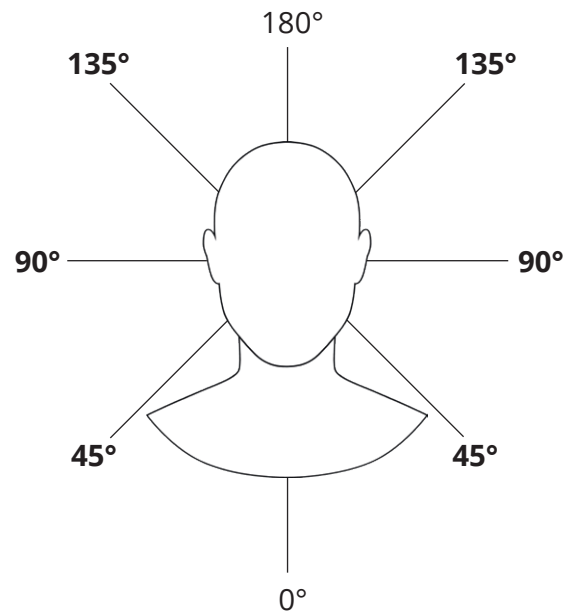
The Hairdresser Cutting Hair Answers

Cutting hair is all about elevation and angles.

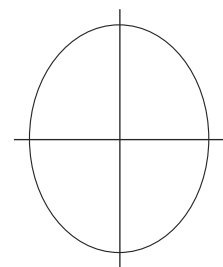
Elevation in hairdressing means to lift the hair; to lift the hair to a given angle, in degrees, from the head when cutting.

The most common angles for cutting are 45° , 90° and 135° .

1. On the diagram, estimate where 45° , 90° and 135° elevations are, on both the left and right-hand sides.
2. With a protractor, measure accurately 45° , 90° and 135° elevations on both the left and right-hand sides of the diagram and compare how close your estimations were. Make sure your protractor's base line is on the line from 0 to 180 degrees



3. Select one of the three statements to make each sentence correct: 0° , $< 90^\circ$, $> 90^\circ$
 - a. To add layers but remove weight, the angle of elevation should be **$< 90^\circ$**
 - b. To cut a blunt haircut, for example, a bob, the angle of elevation should be **0°**
 - c. To add layers and weight, the angle of elevation should be **$> 90^\circ$**
4. To start a basic cut, the hair is often sectioned into quarters. This forms the baseline. Split the oval shape into quarters.



The Hairdresser **Mixing Hair Colour**

To colour hair, you need to mix the hair colour cream with developer. This needs to be done to the ratios specified on the instructions and can vary for different brands and colours. If you make a mistake, the colour will not take or last long enough. You could even damage a client's hair!

You are a new apprentice at Carleigh's Cutz Salon. Your job is to calculate the quantities of colour cream and developer using the given ratios.

Then, within each question, complete the table.

1. **'Love It'** hair colour cream states you need to mix their colour with their developer in a ratio of 1:1.

The table shows information about the quantities of the colour, developer or total mixture needed. Fill in the gaps:

Colour, (ml)	Developer, (ml)	Total mixture, (ml)
100	100	
50	50	
75		150
	175	

2. **'Worth It'** hair colour cream states you need to mix their shades of colour with their developer in a ratio of 1:2 when working on a high-lift.

The table shows information about the quantities of the colour, developer or total mixture needed:

Colour, (ml)	Developer, (ml)	Total mixture, (ml)
100	200	
150	300	
80		240
	220	



3. **'Flaunt It'** hair colour cream states you need to mix their blonde shades of colour with their developer in a ratio of 1:1.5 when working on a high-lift.

Hint: 1:1.5 is the equivalent to 2:3

The table shows information about the quantities of the colour, developer or total mixture needed. Fill in the gaps:

Colour, (ml)	Developer, (ml)	Total mixture, (ml)
100	150	
50	75	
60		
	232.5	

The Hairdresser **Mixing Hair Colour** Answers

To colour hair, you need to mix the hair colour cream with developer. This needs to be done to the ratios specified on the instructions and can vary for different brands and colours. If you make a mistake, the colour will not take or last long enough. You could even damage a client's hair!

You are a new apprentice at Carleigh's Cutz Salon. Your job is to calculate the quantities of colour cream and developer using the given ratios.

Then, within each question, complete the table.

1. **'Love It'** hair colour cream states you need to mix their colour with their developer in a ratio of 1:1.


The table shows information about the quantities of the colour, developer or total mixture needed. Fill in the gaps:

Colour, (ml)	Developer, (ml)	Total mixture, (ml)
100	100	200
50	50	100
75	75	150
175	175	350

2. **'Worth It'** hair colour cream states you need to mix their shades of colour with their developer in a ratio of 1:2 when working on a highlight.

The table shows information about the quantities of the colour, developer or total mixture needed:

Colour, (ml)	Developer, (ml)	Total mixture, (ml)
100	200	300
150	300	450
80	160	240
110	220	330



3. **'Flaunt It'** hair colour cream states you need to mix their blonde shades of colour with their developer in a ratio of 1:1.5 when working on a highlight.

Hint: 1:1.5 is the equivalent to 2:3

The table shows information about the quantities of the colour, developer or total mixture needed. Fill in the gaps:

Colour, (ml)	Developer, (ml)	Total mixture, (ml)
100	150	250
50	75	125
60	90	150
155	232.5	387.5

The Hairdresser Scheduling Appointments

All staff receive a 30-minute lunch break and after every client, 15 minutes is allocated for the junior to clean the station. Carleigh has two stations and the junior has one. The salon is open from 9am to 5:30pm and treatments finish at 5pm.

Carleigh's Cutz offers the following treatments. The times shown are for Carleigh. The junior can do a blow dry with an added time of 50%, when not cleaning a station. The junior cannot do any other treatments.

Treatment	Time in minutes
Cut	15
Blow dry	30
Colour	45
Foils	60
Extensions	150

Answer the questions and fill in the schedule. Remember to add the cleaning time for the junior too.

1. What time will Carleigh's 9am cut and blow dry be finished?


2. Paul wants his hair coloured with foils. Carleigh wants this booked in at 13:15. What time is this on the schedule?

3. Carleigh has told the junior to put an appointment on the schedule for a client named Beth. The client is having extensions and Carleigh wants the appointment to be after her lunch. What is the latest time that this appointment can be?

4. The junior goes to lunch at 12pm and Carleigh goes to lunch when the junior returns. Add the lunches to the schedule.

5. The junior has a blow dry at 1pm. What time will she finish? Remember to include her cleaning time.

6. Lisa would like a cut, colour and blow dry. Can this be fitted in?



Time	Carleigh	Junior	Client Information
9:00am	Cut and blow dry		Mrs Gassor
9:30am			
10:00am			
10:30am			
11:00am			
11:30am	cut		Mrs Payne
12:00pm			
12:30pm			
1:00pm		Blow dry	Thanusha
1:30pm			
2:00pm			
2:30pm			
3:00pm			
3:30pm			
4:00pm			
4:30pm			
5:00pm			

The Hairdresser **Scheduling Appointments Answers**

All staff receive a 30-minute lunch break and after every client, 15 minutes is allocated for the junior to clean the station. Carleigh has two stations and the junior has one. The salon is open from 9am to 5:30pm and treatments finish at 5pm.

Carleigh's Cutz offers the following treatments. The times shown are for Carleigh. The junior can do a blow dry with an added time of 50%, when not cleaning a station. The junior cannot do any other treatments.

Treatment	Time in minutes
Cut	15
Blow dry	30
Colour	45
Foils	60
Extensions	150

Answer the questions and fill in the schedule. Remember to add the cleaning time for the junior too.

1. What time will Carleigh's 9am cut and blow dry be finished?

9:45am

2. Paul wants his hair coloured with foils. Carleigh wants this booked in at 13:15. What time is this on the schedule?

1:15pm

3. Carleigh has told the junior to put an appointment on the schedule for a client named Beth. The client is having extensions and Carleigh wants the appointment to be after her lunch. What is the latest time that this appointment can be?


2:30pm

4. The junior goes to lunch at 12pm and Carleigh goes to lunch when the junior returns. Add the lunches to the schedule.
5. The junior has a blow dry at 1pm. What time will she finish? Remember to include her cleaning time.

**30 minutes + 50% = 45 minutes plus cleaning
= 1 hour. She finishes at 2:00pm**

6. Lisa would like a cut, colour and blow dry. Can this be fitted in?

Yes, 90 minutes from 9:45am to 11:15am



Time	Carleigh	Junior	Client Information
9:00am	Cut and blow dry		Mrs Gassor
	↓		
9:30am			
	cut, colour and blow dry	cleaning	Lisa
10:00am			
	↓		
10:30am			
	↓		
11:00am			
		cleaning	
11:30am	cut		Mrs Payne
		cleaning	
12:00pm		lunch	
		lunch	
12:30pm	lunch		
	lunch		
1:00pm		Blow dry	Thanusha
	foils	↓	Paul
1:30pm			
	↓	cleaning	
2:00pm			
		cleaning	
2:30pm	extensions		
	↓		
3:00pm			
	↓		
3:30pm			
	↓		
4:00pm			
	↓		
4:30pm			
	↓		
5:00pm		cleaning	